

Model:YWF(K)4E350-Z

Fan type:AC Axial fan



Manufactory:Zhejiang MingZhen Electric & Electronic Co., Ltd.

ADD:The Central Industry Zone, Chengnan Town,
WenLing City, Zhejiang Province, China

TEL:0086-576-86268888

FAX:0086-576-86268020

Mail:info1@cnsanmu.com

WEB:http://www.cnsanmu.com

Fan Introduction

This product consist of outer rotor(AC)motor, axial impeller, with features of compact structure, convenient installation, reliable operation, low noise, energy saving etc..

Scope of application

General purpose fan, can be widely used in purification of air conditioning systems, ventilation duct dust, environmental protection, refrigeration equipment and other fields.

Environmental requirements

- Operating ambient temperature range:-25℃~+65℃
- Working environment humidity range:<90%
- Transportation and storage temperature range:-40℃~+80℃
- Transportation and storage environment humidity range:<80%
- The storage place is well ventilated, corrosive gases not contained.

Model:YWF(K)4E350-Z

Fan type:AC Axial fan

Design, manufacturing, testing standards and certification

- JB-T10562 Technical specification for general purposes axial fans
- GB/T 14711 General safety requirements for Medium and small rotary motor
- GB755/IEC60034-1 rotary motor quota and performance
- The level of balance is in accordance with ISO 1940, G6.3
- Vibration testing and velocity is performed according to JB/T8689.
- This product is certified by China CCC and EU CE
- ISO 9001 quality system certification

Technical features

Mass	4.7 kg
Size	φ350 mm
Impeller material	cold rolled sheet steel
Direction	Blow(Seen from cable exit)
Protection class	IP54
Insulation class	F
Mounting	Shaft horizontal or rotor on bottom; rotor on top on request
Mode of operation	S1(Continuous operation)
Bearings	Maintenance-free ball bearings
Thermal protector	Can be built in or out of line according to requirements

Structures

Blades count	5
Impeller type	Conventional welding blade
Attachment	Hight Concave Guard Grille

Technical parameters

Supply	1P,220~240V
Frequency	50 Hz
Motor poles	4
Rated voltage	230 VAC
Power input	138 W

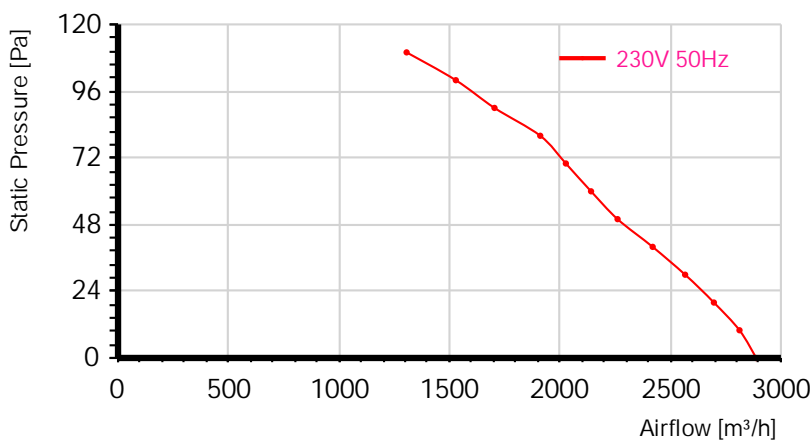
Model:YWF(K)4E350-Z

Fan type:AC Axial fan

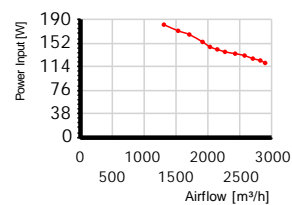
Rated current	0.68 A
Rated speed	1370 r/min
Max airflow	2900 m³/h (Static pressure=0Pa)
Acoustic	62 dB(A) measured at 1.0m from inlet side

Performance curve

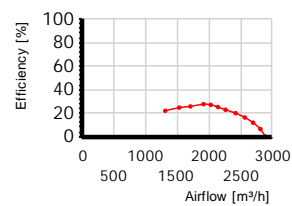
Airflow curve



Power input curve



Efficiency on static pressure



Performance test with reference to GB/T 1236-2017, equivalent to ISO 5801

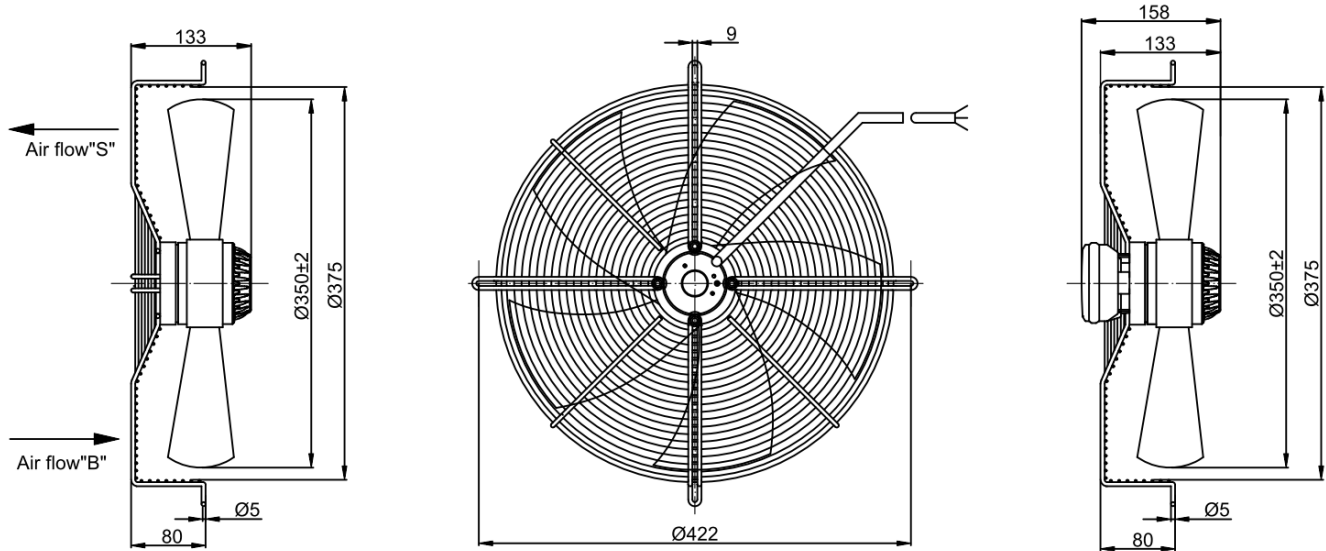
TestID			2015092201			Capacitor			4 uF		
Test environment											
Outlet size		Outlet area		Temperature		Humidity		Baropressure		Density	
360mm		0.1018m²		24℃		82%		98.9kPa		1.2kg/m³	
Test data											
Voltage	Frequency	Speed	Power input	Current	Airflow	Static pressure	Dynamic pressure	Total pressure	Pressure Difference	Nozzle Size	
V	Hz	r/min	W	A	m³/h	Pa	Pa	Pa	Pa	mm	
230.9	50	1341	182	0.8	1306	110	7	117	252	150+189*0	
230.5	50	1356	172	0.76	1529	100	10	110	344	150+189*0	
230.2	50	1362	166	0.73	1704	90	12	103	426	150+189*0	
230.7	50	1386	154	0.68	1911	80	16	95	213	+189*1	
230.7	50	1394	146	0.65	2027	70	18	88	240	+189*1	
231.1	50	1399	142	0.63	2141	60	20	80	267	+189*1	
230.8	50	1405	138	0.62	2261	50	22	72	298	+189*1	
230.6	50	1410	135	0.6	2420	40	25	65	341	+189*1	
230.4	50	1413	132	0.6	2567	30	28	58	383	+189*1	
230.3	50	1418	127	0.58	2697	20	31	51	423	+189*1	
229.6	50	1423	124	0.56	2813	10	34	44	460	+189*1	

Model:YWF(K)4E350-Z

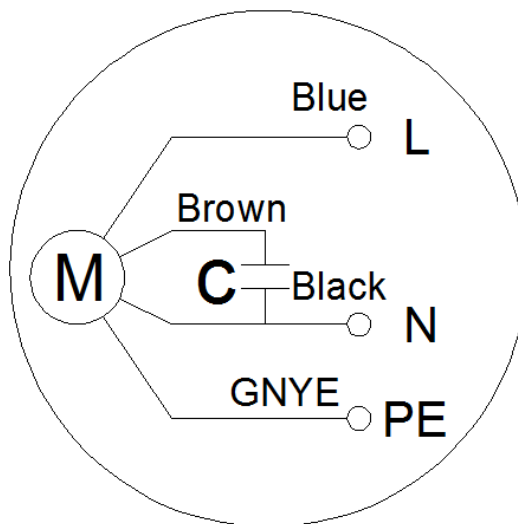
Fan type:AC Axial fan

231.3	50	1431	120	0.55	2889	0	36	36	485	+189*1
-------	----	------	-----	------	------	---	----	----	-----	--------

Dimintions(in mm)



Wiring diagram



Attentions

- Please check the appearance and the accessories if there is no damage before use, check the model is consistent with requirements;
- Keep reliable grounding according to the wiring diagram. to avoid motor burning and personal accident, please check wiring is loose or fall off;

Model:YWF(K)4E350-Z

Fan type:AC Axial fan

- Before connect the power supply, check whether the motor is reliable, otherwise it will cause motor damage and personal injury;
- It is forbidden to pull the power cable, if the power cable is damaged, to be repaired before use, to avoid the accident of electric shock;
- Drop or impact motor is forbidden;
- Washing motor with water is prohibited, it will reduce the motor insulation level, even lead to electric leakage even endanger personal safety;
- Special customized product is designed for specified requirements, please consult with our engineers before change useage;
- The temperature of the motor shell may be higher in a short time after the fan stopped, Please avoid direct contact with the motor surface. If necessary, please take protective measures to prevent scald;
- Do not contact the impeller when the fan running, you need to wait for all the parts stopped before operate it;
- When the fan is installed, check and ensure thers is no debris in the shell and other shell body, keep the fan clean;
- After the fan installation complete, before connected to supply, please confirm that there is no collision or interference or stuck.

Product life and maintenance, warranty

- The design life of this product is 40,000 hours. This data is derived from the expected life of L10 for general ball bearings at 40°C is 40,000 hours. The actual service life of the product is affected by the use environment (temperature, humidity, installation, bearing load, etc.).
- According to the use of the environment, please make a clean maintenance every 3~6 months.
- From the date of purchase (order delivery date), The warranty period is one year. During this period, for failure due to the quality of the product itself, we provide free replacement or repairing. If the damage caused by improper disassembly, transportation, artificial damage or natural disasters, etc., is not in the scope of this warranty;



KAMER
SOĞUTMA SANAYİ ve TİC. LTD. ŞTİ.

Eskişehir Mah. Dolapdere Cad. No: 119 / B Dolapdere, Şişli / İSTANBUL – TÜRKİYE
Tel: +90(212)255 11 11(PBX) Faks: +90(212)253 46 25
e-posta: info@kamersogutma.com
www.kamersogutma.com